



Navgan Shikshan Sanstha Rajuri's(N)  
**MRS.KESHARBAI SONAJIRAO KSHIRSAGAR ALIAS KAKU**  
Arts, Science And Commerce College, Beed.

NAAC reaccredited with "A" grade (3.18 CGPA as per new RAF) & ISO 21001:2018 certified



## Feedback Analysis Report 2020-21

# Students Feedback Analysis Report 2020-21

## Analysis of student feedback about syllabus

Programme: UG & PG

Total Number Responses: 253 (online)

Sr. No.	Questions	Response				
		Strongly Agree	Agree	Neutral	Disagree	Total
1.	Q-1	43	132	54	24	253
2.	Q-2	48	146	48	11	253
3.	Q-3	53	147	35	18	253
4.	Q-4	43	157	32	21	253
5.	Q-5	61	148	24	20	253

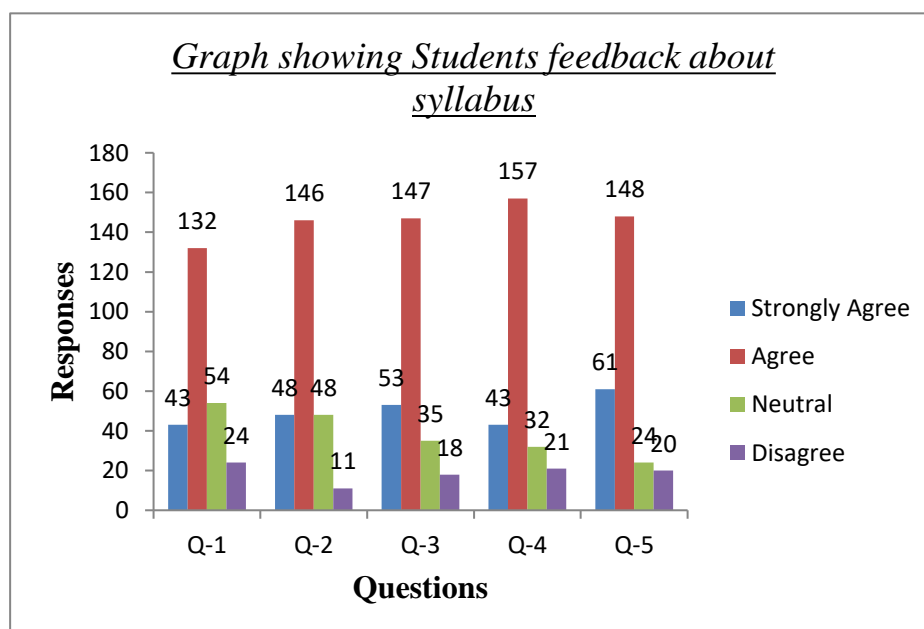
Q-1: Whether current syllabus address the local needs of the society.

Q-2: Whether it meets the applied aspects related to industry.

Q-3: Whether the curriculum is based on entrepreneurship development skill.

Q-4: Whether it promotes environmental awareness.

Q-5: Whether it improves overall personality.



## **Analysis of Teachers feedback about syllabus**

Programme: UG & PG

Total Number Responses: 37

Sr. No.	Questions	Response				
		Strongly Agree	Agree	Neutral	Disagree	Total
1.	Q-1	21	13	02	01	37
2.	Q-2	24	19	03	01	37
3.	Q-3	17	17	02	01	37
4.	Q-4	17	19	01	00	37
5.	Q-5	20	14	03	00	37

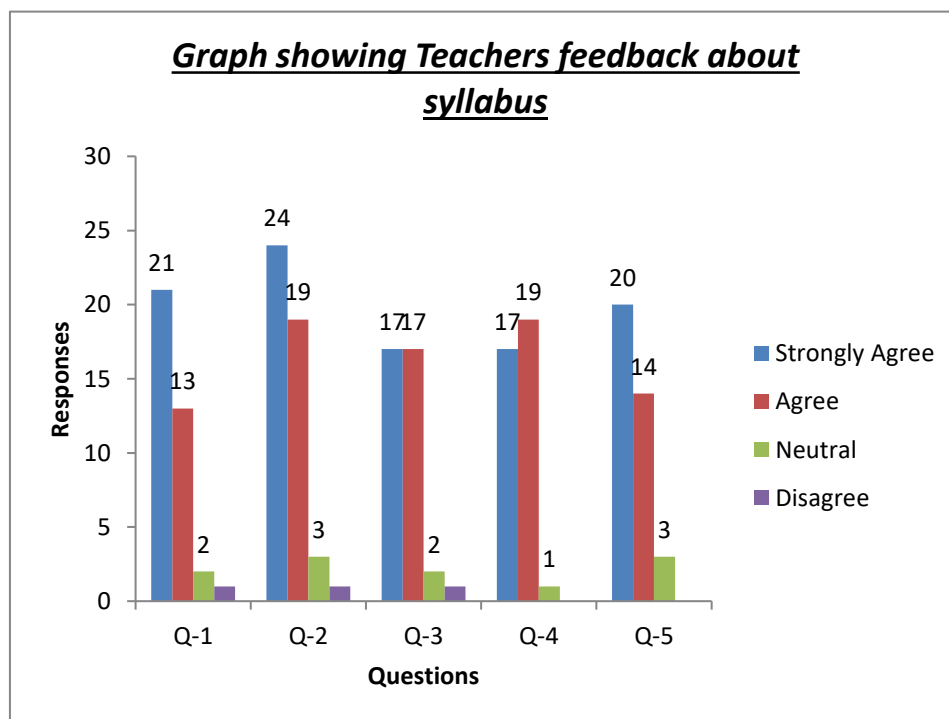
Q-1: Whether current syllabus address the local needs of the society.

Q-2: Whether it meets the applied aspects related to industry.

Q-3: Whether the curriculum is based on entrepreneurship development skill.

Q-4: Whether it promotes environmental awareness.

Q-5: Whether it improves overall personality.



## **Analysis of Employers feedback about syllabus**

Programme: UG & PG

Total Number Responses: 03

Sr. No.	Questions	Response				
		Strongly Agree	Agree	Neutral	Disagree	Total
1.	Q-1	01	01	00	01	03
2.	Q-2	01	01	01	00	03
3.	Q-3	01	02	00	00	03
4.	Q-4	01	01	01	00	03
5.	Q-5	01	01	01	00	03

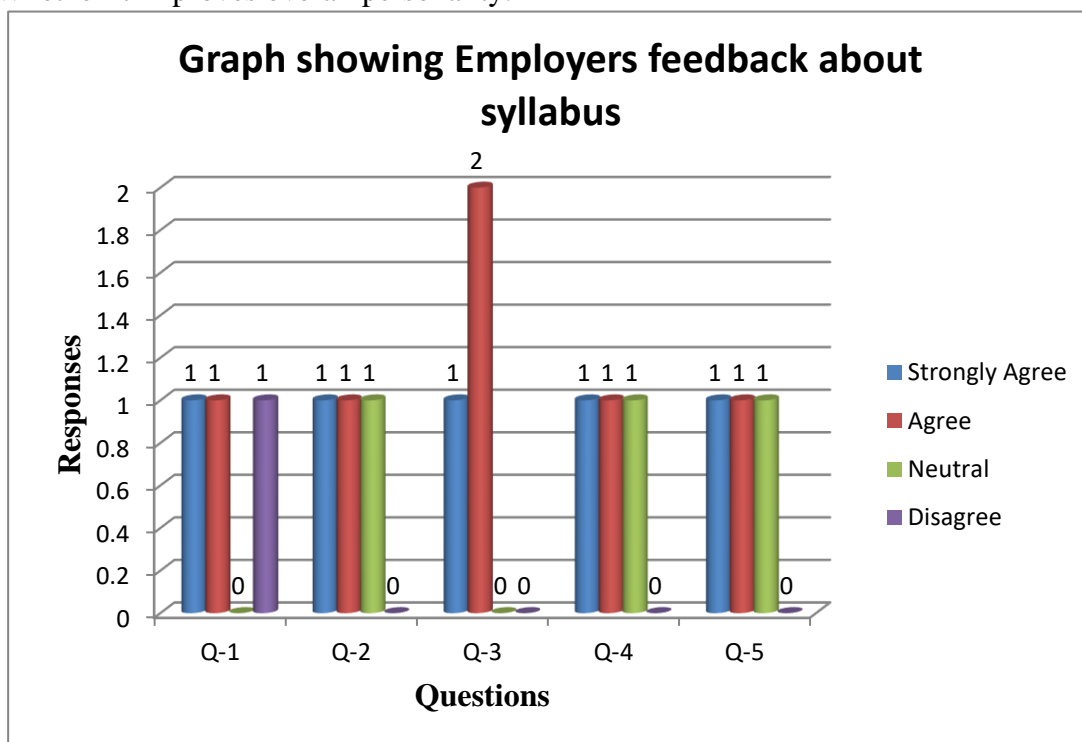
Q-1: Whether current syllabus address the local needs of the society.

Q-2: Whether it meets the applied aspects related to industry.

Q-3: Whether the curriculum is based on entrepreneurship development skill.

Q-4: Whether it promotes environmental awareness.

Q-5: Whether it improves overall personality.



## *Analysis of Students feedback about Library and campus facilities*

Programme: UG& PG

Total Number Responses: 421

Sr. No.	Questions	Response				
		Excellent	Good	Satisfactory	poor	Total
1.	Q-1	94	240	62	25	421
2.	Q-2	103	231	60	27	421
3.	Q-3	95	231	75	20	421
4.	Q-4	90	234	76	21	421
5.	Q-5	101	210	80	30	421
6.	Q-6	80	225	87	29	421
7.	Q-7	92	219	78	32	421
8.	Q-8	95	243	66	17	421
9.	Q-9	98	232	72	19	421

Q-1: Nature of Communication of library staff with student

Q-2: Availability of text books, reference books related to subjects

Q-3: Availability of Journals (related to subject, General knowledge) magazines, news papers.

Q-4: Reading hall facility.

Q-5: E-Library facility.

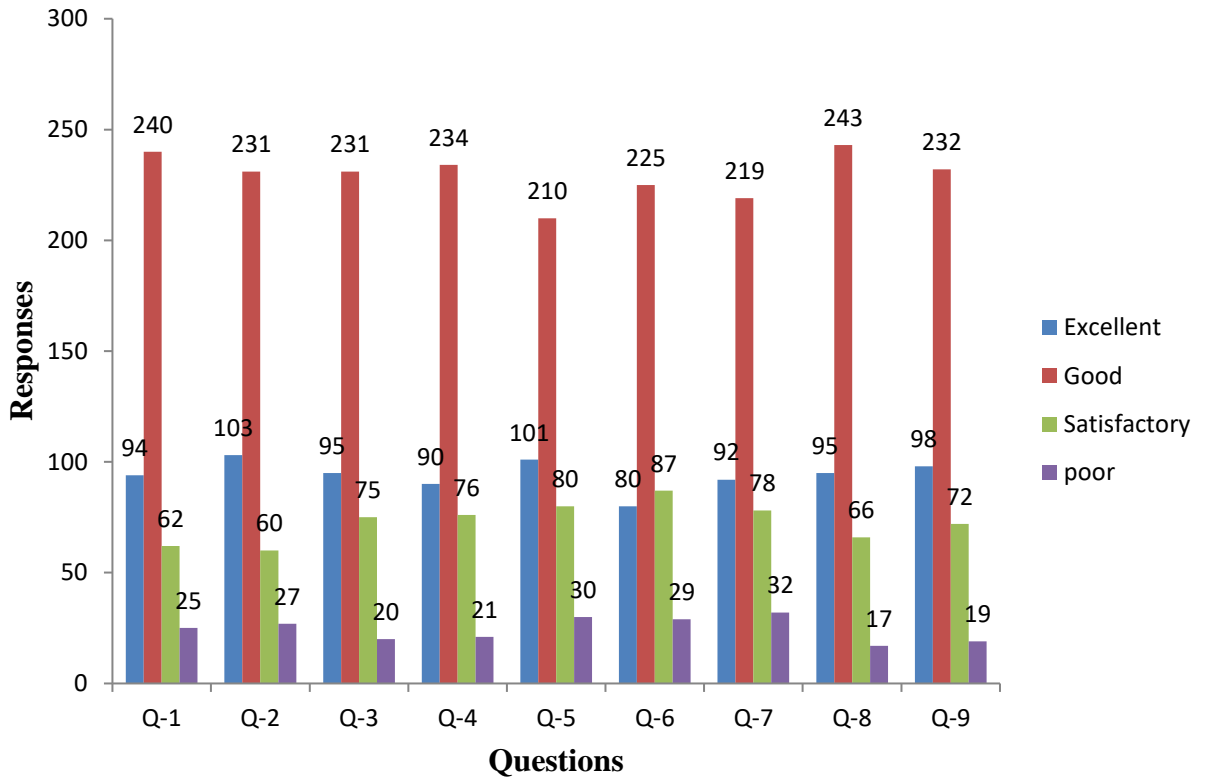
Q-6: Drinking water facility

Q-7: Campus cleanliness.

Q-8: Consumer store facility

Q-9: Canteen Facility.

**Graph showing Students feedback about Library and campus facilities**



## *Analysis of Alumni feedback about College*

Programme: UG& PG

Total Number Responses: 29

Sr. No.	Questions	Response				
		Strongly Agree	Agree	Neutral	Disagree	Total
1.	Q-1	22	07	00	00	29
2.	Q-2	19	10	00	00	29
3.	Q-3	17	12	00	00	29
4.	Q-4	14	15	00	00	29
5.	Q-5	16	11	02	00	29
6.	Q-6	13	13	03	00	29
7.	Q-7	13	14	02	00	29
8.	Q-8	12	14	02	01	29

Q-1: I feel proud to be the student of this college.

Q-2: The learning I had in the College is useful in my career.

Q-3: The developments in the college in recent years are appreciative.

Q-4: The new courses introduced meet contemporary requirements.

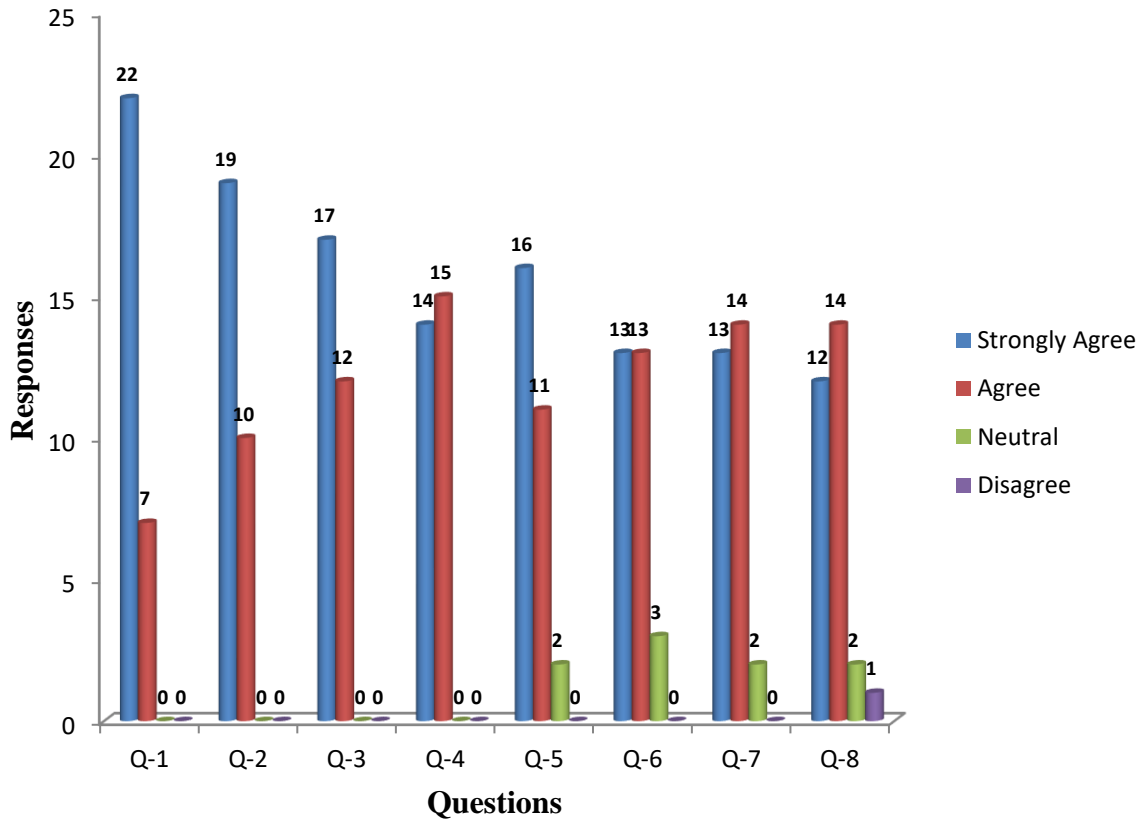
Q-5: College is involving alumni in its activities.

Q-6: The alumni have a role to play in academically strengthening the College further.

Q-7: Formation of Department wise alumni associations is a step in the right direction.

Q-8: The college administration should take initiative to efficiently enroll and strengthen the alumni association.

**Graph showing Alumni feedback about College**





## **Analysis of Alumni feedback about syllabus**

Programme: UG & PG.

Total Number Responses: 17

Sr. No.	Questions	Response				
		Strongly Agree	Agree	Neutral	Disagree	Total
1.	Q-1	08	08	01	00	17
2.	Q-2	06	09	02	00	17
3.	Q-3	06	11	00	00	17
4.	Q-4	11	06	00	00	17
5.	Q-5	09	08	00	00	17

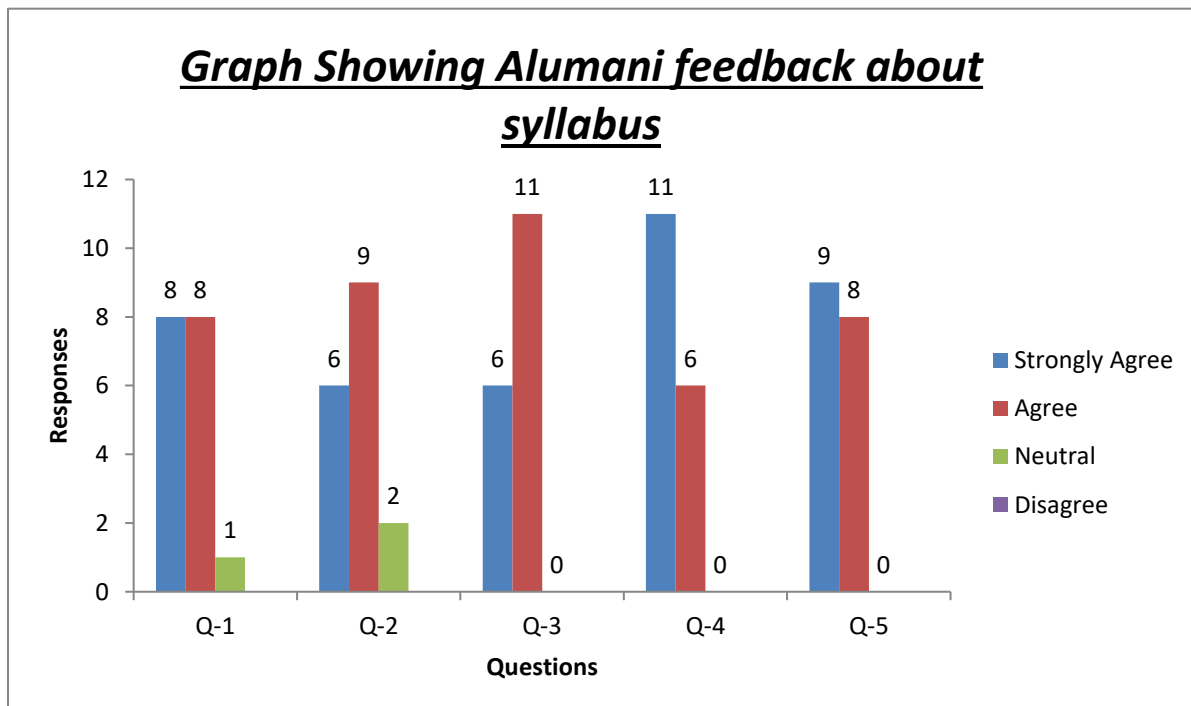
Q-1: Whether current syllabus address the local needs of the society.

Q-2: Whether it meets the applied aspects related to industry.

Q-3: Whether the curriculum is based on entrepreneurship development skill.

Q-4: Whether it promotes environmental awareness.

Q-5: Whether it improves overall personality.



# Analysis Report Students Feedback Regarding Teacher 2020-2021

Programme: UG & PG

Total Number Responses: 539

Sr.No	Name of Teacher	Total	Points	Q1	Q2	Q3	Q4	Q5	Q6	Q7	Q8	Q9
1.	Dr Kshirsagar S.V.	20	Poor									
			Average				1	2				
			Good	8	7	8	6	9	10	9	11	12
			Excellent	12	13	12	13	9	10	11	09	8
2.	Dr. Mahesmalkar P.R.	12	Poor									
			Average		2		1					
			Good	7	6	5	7	8	9	10	11	9
			Excellent	5	4	7	4	4	3	2	1	3
3.	Dr. Gulwe R.M.	14	Poor									
			Average									
			Good	9	6	7	5	8	6	7	7	5
			Excellent	5	8	7	9	6	8	7	7	9
4.	Dr.Gutte S.L	10	Poor									
			Average									
			Good	8	8	9	7	9	6	8	5	7
			Excellent	2	2	1	3	1	4	2	5	3
5.	Dr.Khakre P.R	44	Poor									
			Average	2	4	2					2	
			Good	18	15	13	12	9	6	5	11	11
			Excellent	24	25	29	32	35	38	39	31	33
6.	Dr.Machale R.G.	20	Poor									
			Average					1			1	1
			Good	7	8	11	9	11	5	6	3	8
			Excellent	13	12	9	11	8	15	14	16	11
7.	Dr.Maulage S.B.	36	Poor									
			Average									
			Good	25	22	30	13	29	20	28	26	5
			Excellent	11	14	6	23	7	16	8	10	31
8.	Dr.Gayawad S.V.	25	Poor									
			Average				1					
			Good	8	10	6	8	11	14	12	11	7
			Excellent	17	15	19	16	14	11	13	14	18
9.	Dr.Talekar S.M.	38	Poor									
			Average				1					
			Good	12	16	7	8	14	16	15	11	10
			Excellent	26	22	31	29	24	22	23	27	28
10.	Dr.Shelke A.N.	70	Poor		3	4	3				2	
			Average	4	5	6	2	3				1

			Good	42	45	44	38	35	39	37	37	33
			Excellent	34	27	26	37	42	41	43	41	46
11.	Dr.Patil P.V	18	Poor									
			Average									
			Good	12	12	10	9	11	10	9	12	
			Excellent	6	6	8	9	7	8	9	6	8
12.	Dr.Sirsat P.B.	15	Poor									
			Average					1		1		
			Good	7	9	8	6	7	7	5	8	9
			Excellent	8	6	7	9	7	8	9	7	6
13.	Dr.Raut S.R.	24	Poor									
			Average	9	11	13	10	5	11	12	12	13
			Good	15	13	11	14	19	13	12	12	11
			Excellent									
14.	Dr.Shrimangale G.W.	15	Poor									
			Average	1			1		1	1		
			Good	7	8	7	6	7	5	6	9	7
			Excellent	7	7	8	8	8	9	7	6	8
15.	Dr.Khandat M.S.	10	Poor									
			Average								1	
			Good	5	4	5	4	3	2	1	5	3
			Excellent	5	6	5	6	7	8	9	4	7
16.	Dr.Nuzhat Sultana	10	Poor									
			Average									
			Good	6	7	6	5	6	8	9	8	5
			Excellent	4	3	4	5	4	2	1	2	5
17.	Dr.Kale N.P.	10	Poor									
			Average									
			Good	3	2	1	4	5	6	3	2	4
			Excellent	7	8	9	6	5	4	7	8	6
18.	Dr.Rathod A.H.	10	Poor									
			Average									
			Good	5	6	5	6	5	4	6	5	7
			Excellent	5	4	5	4	5	6	4	5	3
19.	Dr Tonde S.R.	10	Poor									
			Average									
			Good	4	4	5	6	4	2	8	3	4
			Excellent	6	6	5	4	6	8	2	7	6
20.	Dr.Khan A.S.	18	Poor									
			Average								1	2
			Good	9	9	8	10	7	11	10	9	9
			Excellent	9	9	10	8	11	7	8	8	7
21.	Dr.Katare B.V.	10	Poor									
			Average									
			Good	4	3	4	1	2	4	1	4	3

			Excellent	6	7	6	9	8	6	9	6	7
22.	Mr. Mane S.M.	10	Poor									
			Average									
			Good	5	6	8	7	9	6	4	5	7
			Excellent	5	4	2	3	1	4	6	5	3
23.	Dr. Shaikh S.R.	10	Poor									
			Average									
			Good	5	5	4	6	4	5	8	7	4
			Excellent	5	5	6	4	6	5	2	3	6
24.	Mr. Kale.D.	10	Poor									
			Average									
			Good	5	6	6	4	8	8	7	9	6
			Excellent	5	4	4	6	2	2	3	1	4
25.	Dr. Jadhav s.s.	20	Poor									
			Average									
			Good	9	8	5	4	2	11	10	9	7
			Excellent	11	12	15	16	18	9	10	11	13
26.	Dr. Shete N.P.	20	Poor									
			Average	1	1					1		1
			Good	10	11	11	9	9	8	6	5	8
			Excellent	9	8	9	11	11	12	13	15	11

**Q1**-Ability to bring conceptual clarity and promotion of thinking ability by teacher.

**Q2**-Motivation Provided.

**Q3**-Teachers Communication Skill.

**Q4**-Teacher Regularity and Punctuality.

**Q5**-Teacher Subject Knowledge.

**Q6**-Completion and Coverage of Course.

**Q7**-Availability of teacher in LAB.

**Q8**-Teachers interaction and Guidance outside the class.

**Q9**-Teacher overall performance.