



Navgan Shikshan Sanstha Rajuri's(N)  
**MRS.KESHARBAI SONAJIRAO KSHIRSAGAR ALIAS KAKU**  
Arts, Science And Commerce College, Beed.

NAAC reaccredited with "A" grade (3.18 CGPA as per new RAF) & ISO 21001:2018 certified



## Feedback Analysis Report 2019-20

# Students Feedback Analysis Report 2019-20

## Analysis of student feedback about syllabus

Programme: UG & PG

Total Number Responses: 42

Sr. No.	Questions	Response				
		Strongly Agree	Agree	Neutral	Disagree	Total
1.	Q-1	16	23	01	02	42
2.	Q-2	08	25	06	03	42
3.	Q-3	15	21	04	02	42
4.	Q-4	22	11	07	02	42
5.	Q-5	12	25	03	02	42

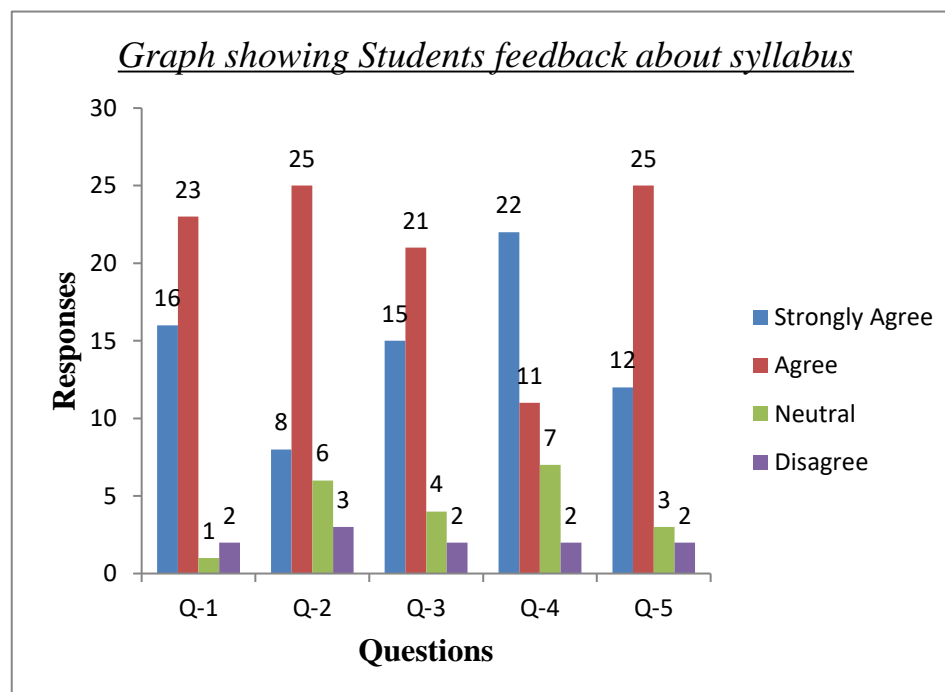
Q-1: Whether current syllabus address the local needs of the society.

Q-2: Whether it meets the applied aspects related to industry.

Q-3: Whether the curriculum is based on entrepreneurship development skill.

Q-4: Whether it promotes environmental awareness.

Q-5: Whether it improves overall personality.



## **Analysis of Teachers feedback about syllabus**

Programme: UG & PG

Total Number Responses: 32

Sr. No.	Questions	Response				
		Strongly Agree	Agree	Neutral	Disagree	Total
1.	Q-1	08	18	06	00	32
2.	Q-2	06	20	03	03	32
3.	Q-3	10	19	02	01	32
4.	Q-4	15	13	03	01	32
5.	Q-5	10	13	05	04	32

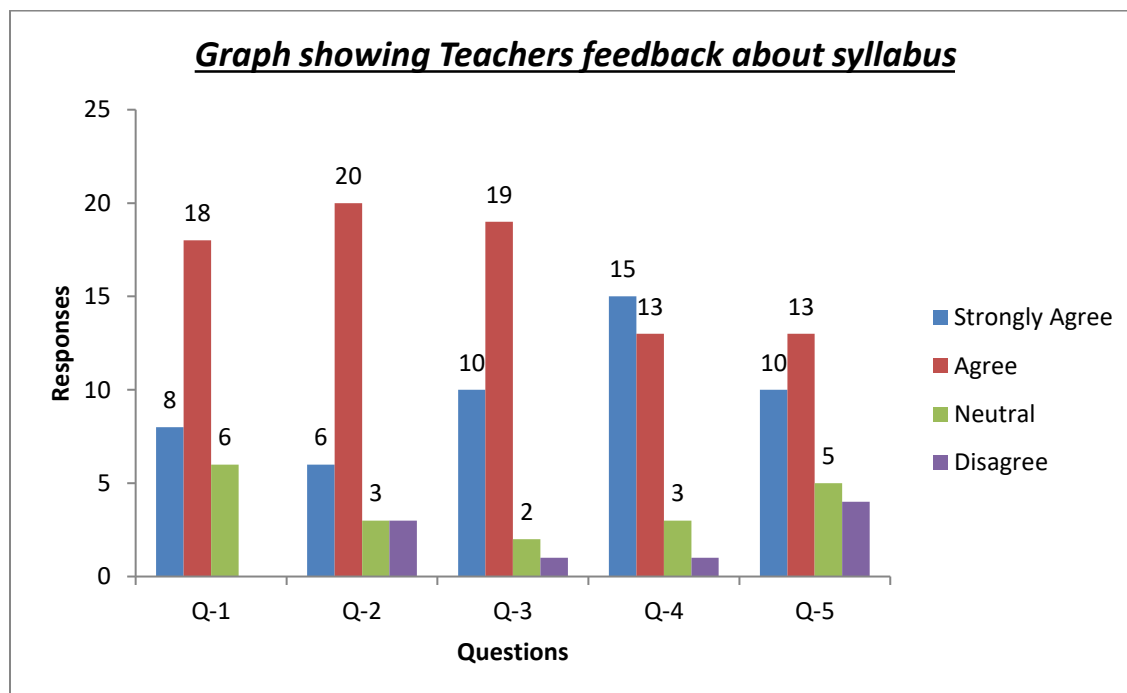
Q-1: Whether current syllabus address the local needs of the society.

Q-2: Whether it meets the applied aspects related to industry.

Q-3: Whether the curriculum is based on entrepreneurship development skill.

Q-4: Whether it promotes environmental awareness.

Q-5: Whether it improves overall personality.



## *Analysis of Employers feedback about syllabus*

Programme: UG & PG

Total Number Responses: 03

Sr. No.	Questions	Response				
		Strongly Agree	Agree	Neutral	Disagree	Total
1.	Q-1	01	01	00	01	03
2.	Q-2	01	01	01	00	03
3.	Q-3	01	02	00	00	03
4.	Q-4	01	01	01	00	03
5.	Q-5	01	01	01	00	03

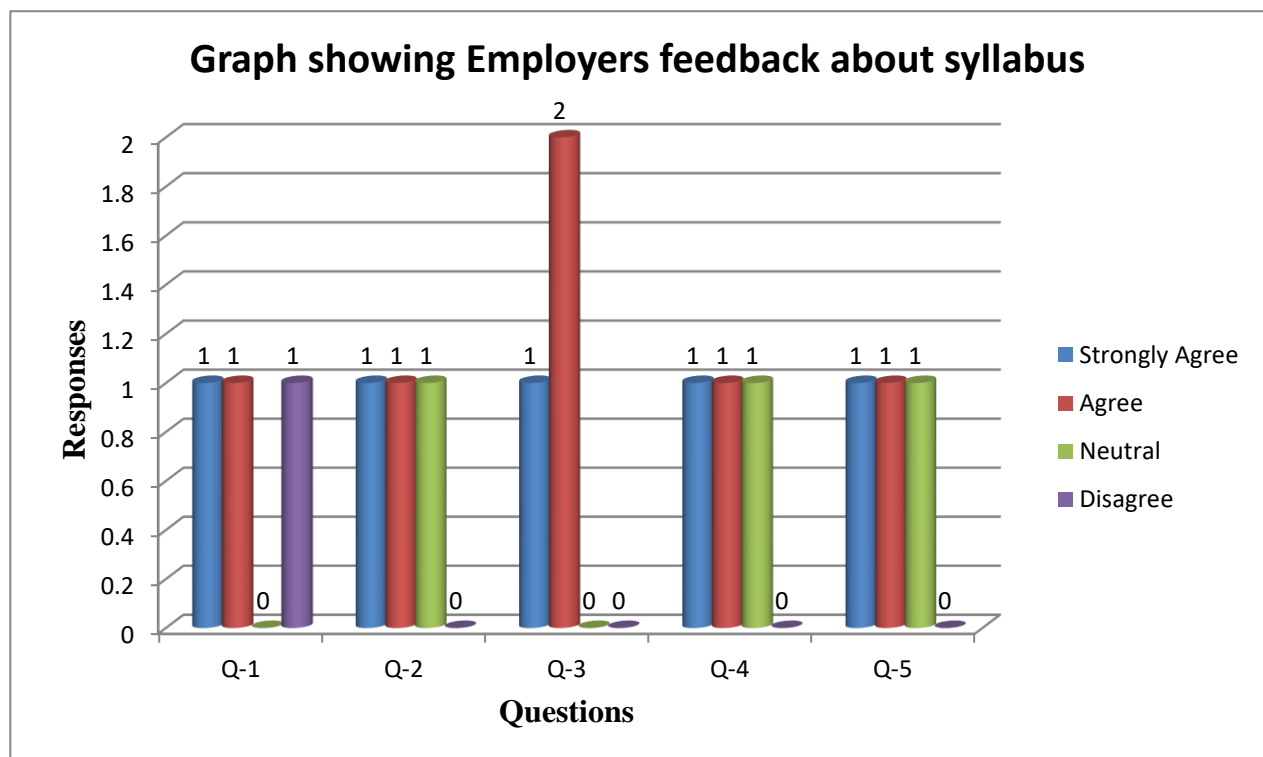
Q-1: Whether current syllabus address the local needs of the society.

Q-2: Whether it meets the applied aspects related to industry.

Q-3: Whether the curriculum is based on entrepreneurship development skill.

Q-4: Whether it promotes environmental awareness.

Q-5: Whether it improves overall personality.



## ***Analysis of Students feedback about Library and campus facilities***

Programme: UG& PG

Total Number Responses: 208

Sr. No.	Questions	Response				
		Excellent	Good	Satisfactory	poor	Total
1.	Q-1	47	111	46	04	208
2.	Q-2	57	110	39	02	208
3.	Q-3	79	80	46	03	208
4.	Q-4	58	112	37	01	208
5.	Q-5	69	94	40	05	208
6.	Q-6	31	98	51	28	208
7.	Q-7	63	106	36	03	208
8.	Q-8	39	128	41	00	208
9.	Q-9	54	112	37	05	208

Q-1: Nature of Communication of library staff with student

Q-2: Availability of text books, reference books related to subjects

Q-3: Availability of Journals (related to subject, General knowledge) magazines, news papers.

Q-4: Reading hall facility.

Q-5: E-Library facility.

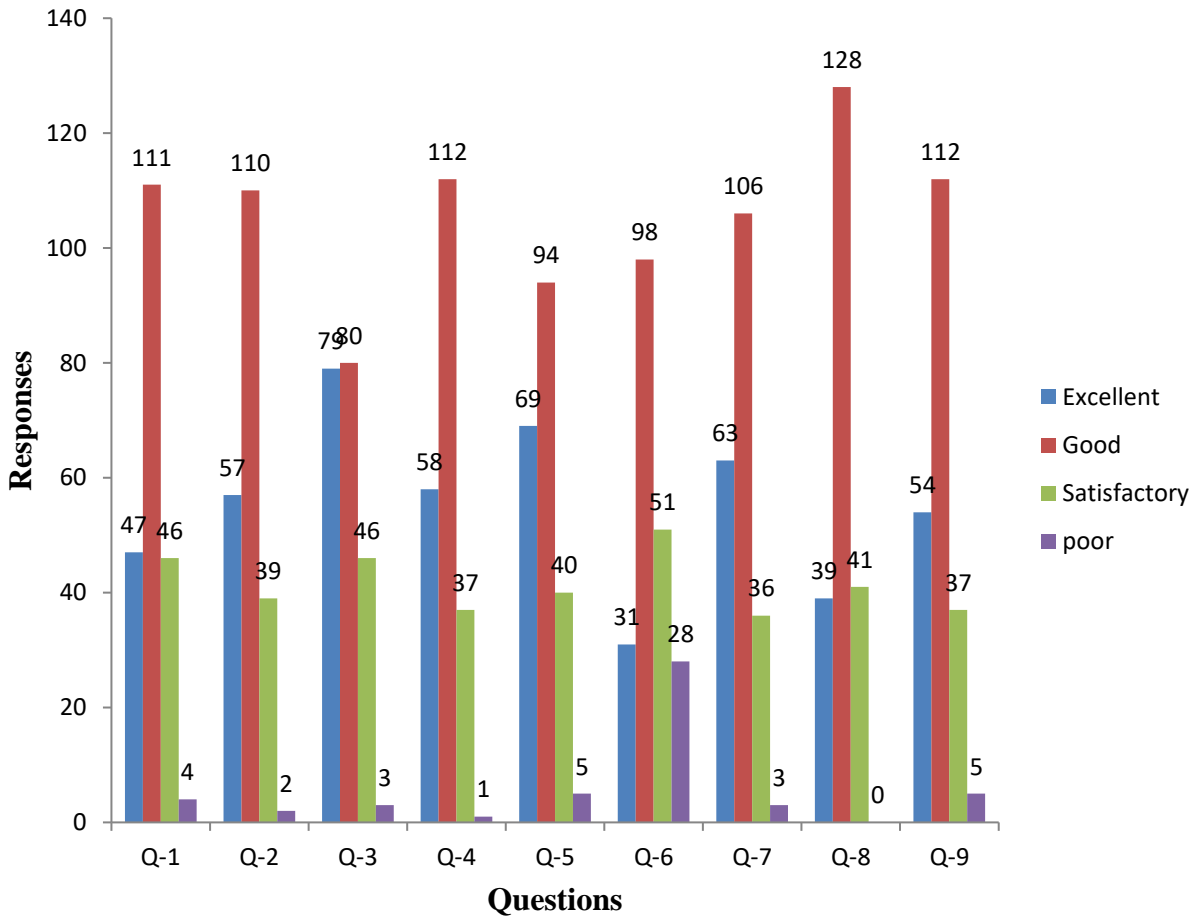
Q-6: Drinking water facility

Q-7: Campus cleanliness.

Q-8: Consumer store facility

Q-9: Canteen Facility.

**Graph showing Students feedback about Library and campus facilities**



## *Analysis of Alumni feedback about College*

Programme: UG& PG

Total Number Responses: 24

Sr. No.	Questions	Response				
		Strongly Agree	Agree	Neutral	Disagree	Total
1.	Q-1	09	13	01	01	24
2.	Q-2	07	14	02	01	24
3.	Q-3	06	11	04	01	24
4.	Q-4	08	13	01	02	24
5.	Q-5	09	13	01	01	24
6.	Q-6	07	13	03	01	24
7.	Q-7	09	12	03	01	24
8.	Q-8	07	14	02	01	24

Q-1: I feel proud to be the student of this college.

Q-2: The learning I had in the College is useful in my career.

Q-3: The developments in the college in recent years are appreciative.

Q-4: The new courses introduced meet contemporary requirements.

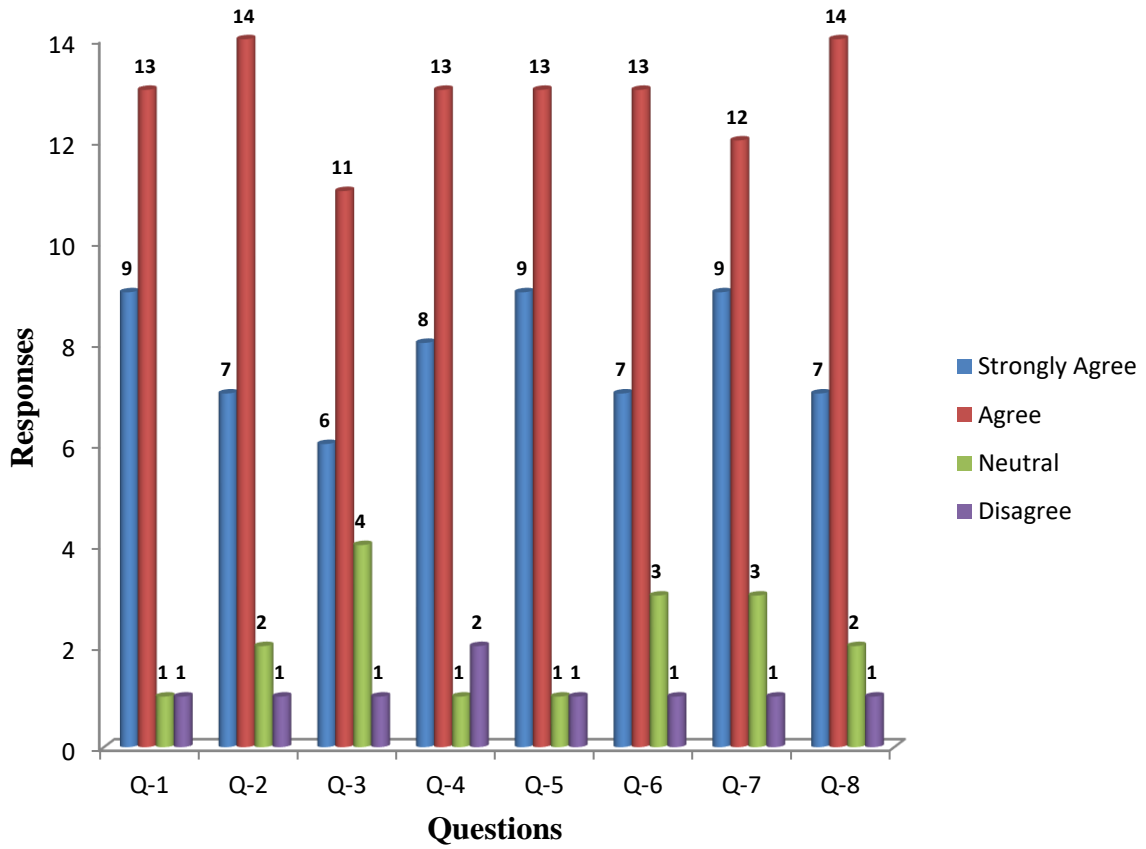
Q-5: College is involving alumni in its activities.

Q-6: The alumni have a role to play in academically strengthening the College further.

Q-7: Formation of Department wise alumni associations is a step in the right direction.

Q-8: The college administration should take initiative to efficiently enroll and strengthen the alumni association.

**Graph showing Alumni feedback about College**





## *Analysis of Alumni feedback about syllabus*

Programme: UG & PG.

Total Number Responses: 15

Sr. No.	Questions	Response				
		Strongly Agree	Agree	Neutral	Disagree	Total
1.	Q-1	05	08	01	01	15
2.	Q-2	04	06	03	02	15
3.	Q-3	04	06	04	01	15
4.	Q-4	04	06	05	00	15
5.	Q-5	05	06	02	02	15

Q-1: Whether current syllabus address the local needs of the society.

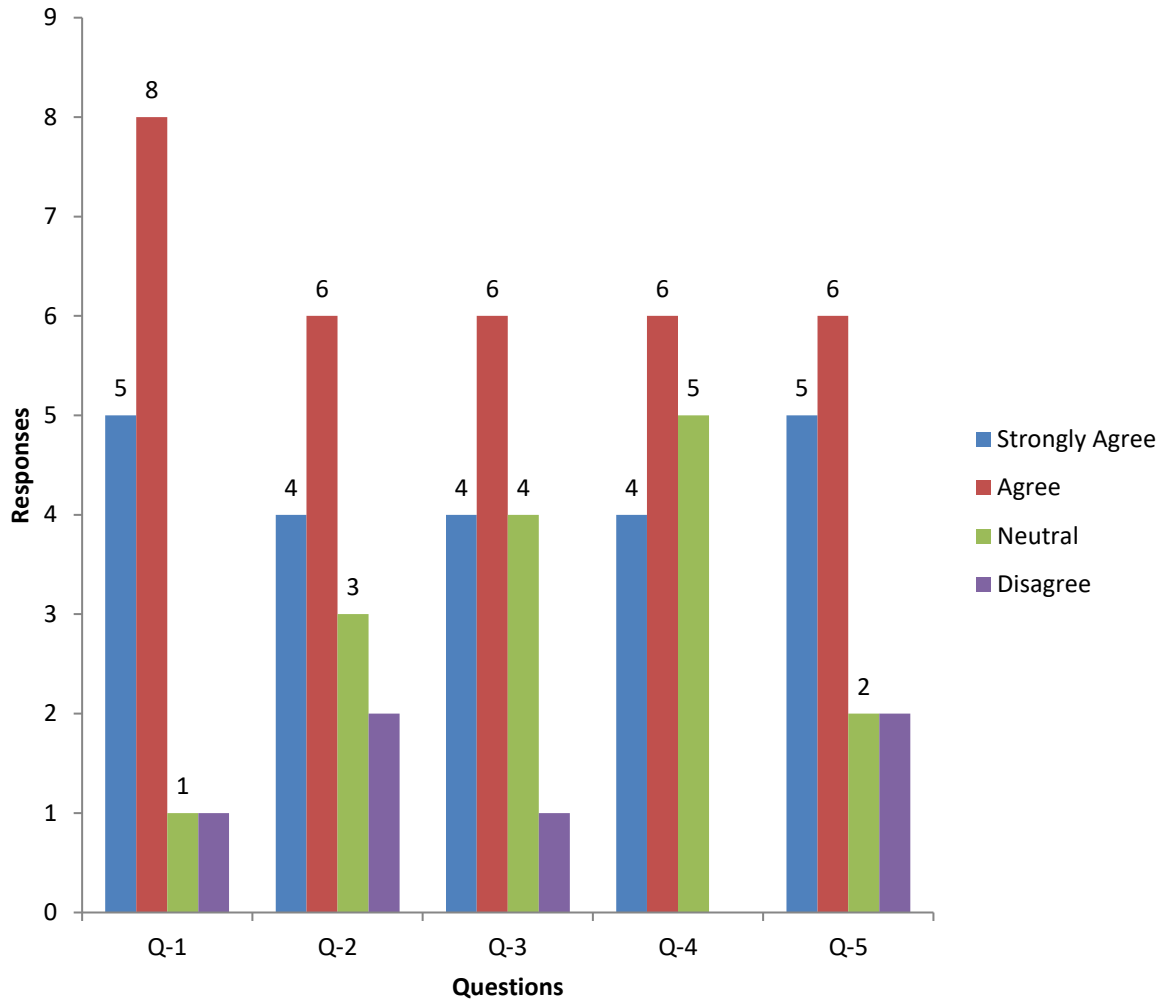
Q-2: Whether it meets the applied aspects related to industry.

Q-3: Whether the curriculum is based on entrepreneurship development skill.

Q-4: Whether it promotes environmental awareness.

Q-5: Whether it improves overall personality.

**Graph Showing Alumni feedback about syllabus**



# Analysis Report Students Feedback Regarding Teacher 2019-2020

Programme: UG & PG

Total Number Responses: 512

Sr.No	Name of Teacher	Total	Points	Q1	Q2	Q3	Q4	Q5	Q6	Q7	Q8	Q9
1	Dr Kshirsagar S.V.	8	Poor									
			Average		1				3			
			Good	4	3	2	7	4	5	4	5	2
			Excellent	4	4	6	1	4	0	4	3	6
2	Dr. Mahesmalkar P.R.	12	Poor									
			Average						1			1
			Good	5	5	3	5	5	5	6	3	1
			Excellent	7	7	9	7	7	6	6	9	10
3	Mr.Kokate R.Y.	10	Poor									
			Average									
			Good	4	4	2	2	5	5	4	3	4
			Excellent	6	6	8	8	5	5	6	7	6
4	Dr. Gulwe R.M.	15	Poor									
			Average									
			Good	3	11	4	3	4	6	2	2	3
			Excellent	12	4	11	12	11	9	13	13	12
5	Dr.Gutte S.L	15	Poor									
			Average		2					1		
			Good	11	3	3	6	3	3	4	8	7
			Excellent	4	10	12	09	12	12	10	7	8
6	Dr.Khakre P.R	14	Poor									
			Average									
			Good	8	9	2	2	2	11	6	5	2
			Excellent	6	5	12	12	12	3	8	9	12
7	Dr.Machale R.G.	10	Poor									
			Average			1			1			1
			Good	7	7	6	6	4	8	5	10	4
			Excellent	3	3	3	4	6	1	5	0	5
8	Dr.Maulage S.B.	17	Poor									
			Average									
			Good	4	4	6	5	6	7	5	4	5
			Excellent	13	13	11	12	11	10	12	13	12
9	Dr.Gayawad S.V.	14	Poor									
			Average									
			Good	07	06	08	07	05	6	5	5	6
			Excellent	7	8	6	7	9	8	9	9	8
10	Dr.Talekar S.M.	16	Poor									
			Average									
			Good	2	4	3	2	1	2	3	4	1
			Excellent	14	12	13	14	15	14	13	12	15
11	Dr.Jagdand S.K.	15	Poor									
			Average	1								
			Good	7	7	6	7	8	5	4	2	0
			Excellent	7	8	9	8	7	10	11	13	15



			Average									
			Good	5	5	4	3	5	8	7	3	3
			Excellent	5	5	6	7	5	2	3	7	7
26	Dr.Khan A.S.	10	Poor									
			Average									
			Good	6	2	3	3	3	4	6	3	3
			Excellent	4	8	7	7	7	6	4	7	7
27	Dr.Pote B.T.	16	Poor									
			Average									
			Good	4	4	1	10	10	10	12	12	12
			Excellent	10	10	13	4	4	4	2	2	2
28	Dr.Chavan A.D	16	Poor									
			Average									
			Good	15	15	10	10	4	4	15	16	12
			Excellent	1	1	6	6	12	12	1		4
29	Dr.Shinde A.V.	15	Poor									
			Average									
			Good	9	8	8	9	5	5	4	5	9
			Excellent	6	7	7	6	10	10	11	10	6
30	Dr.Katare B.V.	15	Poor									
			Average									
			Good	1	11	10	10	12	15	10	4	3
			Excellent	14	4	5	5	3		5	11	12
31	Mr.Mane S.M.	15	Poor									
			Average									
			Good	12	11	11	2	12	13	14	12	10
			Excellent	3	4	4	13	3	2	1	3	5
32	Dr.Kale U.M	15	Poor									
			Average									
			Good	12	12	13	4	2	4	10	5	10
			Excellent	3	3	2	11	13	11	5	10	5
33	Dr.Shaikh S.R.	18	Poor									
			Average	2	1		1	2	1			1
			Good	5	8	10	3	5	8	4	7	11
			Excellent	11	9	8	14	11	9	14	11	6
34	Dr.Syeda Shehanaz	12	Poor									
			Average	1	1	1	0	1	1	2		2
			Good	11	8	7	8	8	8	7	8	8
			Excellent		3	4	4	3	3	3	4	2
35	Mr.Pawar S.S.	25	Poor									
			Average									
			Good	12	11	10	14	11	13	7	6	10
			Excellent	13	14	14	10	14	12	18	19	15
36	Mr.Jamdade D.D.	16	Poor									
			Average									
			Good	11	11	10	4	2	3	5	12	5
			Excellent	5	5	6	12	14	13	11	4	11
37	Dr.Joshi S.M.	20	Poor									
			Average	3	2	1				2	2	1
			Good	9	9	9	12	10	7	7	8	5

			Excellent	8	9	10	8	10	13	11	10	14
38	Dr.Shete N.P.	10	Poor									
			Average	2	1	3	2	3	2		2	2
			Good	6	7	5	6	4	5	3	3	3
			Excellent	2	2	2	2	3	3	7	5	5
39	Landge S.G.	05	Poor									
			Average	1	5	2	2	5	5		1	1
			Good	4	00	3	3	0	0	5	4	3
			Excellent									1
40	Gaware S.R.	10	Poor									
			Average	2	1				1	1		
			Good	7	3	4	4	5	7	4	7	6
			Excellent	1	6	6	6	5	2	5	3	4
41	Dr.Shaikh A.R.	14	Poor									
			Average	4			1	1	1	1		
			Good	8	5	5	6	6	9	6	3	8
			Excellent	2	9	9	7	7	3	7	11	6

Q1-Ability to bring conceptual clarity and promotion of thinking ability by teacher.

Q2-Motivation Provided.

Q3-Teachers Communication Skill.

Q4-Teacher Regularity and Punctuality.

Q5-Teacher Subject Knowledge.

Q6-Completion and Coverage of Course.

Q7-Availability of teacher in LAB.

Q8-Teachers interaction and Guidance outside the class.

Q9-Teacher overall performance.