



Navgan Shikshan Sanstha Rajuri's(N)  
**MRS.KESHARBAI SONAJIRAO KSHIRSAGAR ALIAS KAKU**  
Arts, Science And Commerce College, Beed.

NAAC reaccredited with "A" grade (3.18 CGPA as per new RAF) & ISO 21001:2018 certified



## Feedback Analysis Report

2018-19

# Students Feedback Analysis Report 2018-19

## Analysis of student feedback about syllabus

Programme: UG & PG

Total Number Responses: 299

Sr. No.	Questions	Response				
		Strongly Agree	Agree	Neutral	Disagree	Total
1.	Q-1	215	60	23	01	299
2.	Q-2	205	80	10	04	299
3.	Q-3	209	88	02	00	299
4.	Q-4	275	20	02	02	299
5.	Q-5	255	35	06	03	299

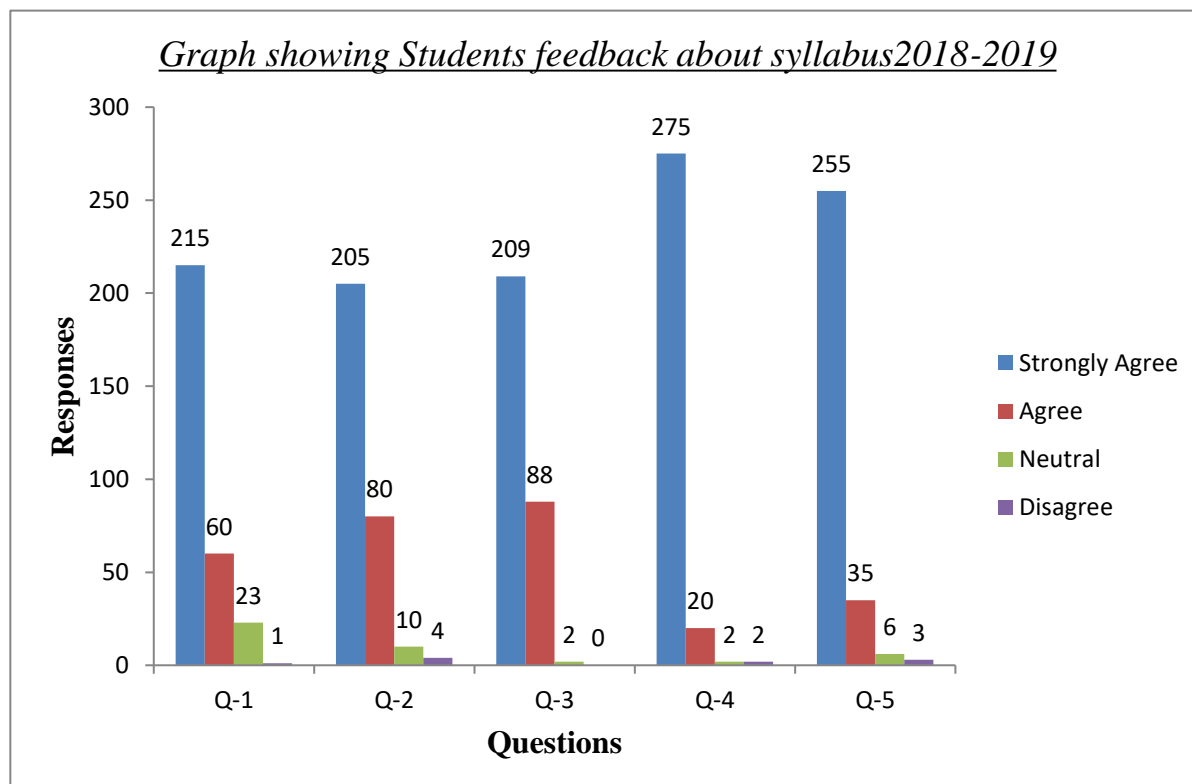
Q-1: Whether current syllabus address the local needs of the society.

Q-2: Whether it meets the applied aspects related to industry.

Q-3: Whether the curriculum is based on entrepreneurship development skill.

Q-4: Whether it promotes environmental awareness.

Q-5: Whether it improves overall personality.



## **Analysis of Teachers feedback about syllabus**

Programme: UG & PG

Total Number Responses: 36

Sr. No.	Questions	Response				
		Strongly Agree	Agree	Neutral	Disagree	Total
1.	Q-1	27	06	03	00	36
2.	Q-2	10	25	01	00	36
3.	Q-3	10	26	00	00	36
4.	Q-4	29	05	02	00	36
5.	Q-5	25	10	01	00	36

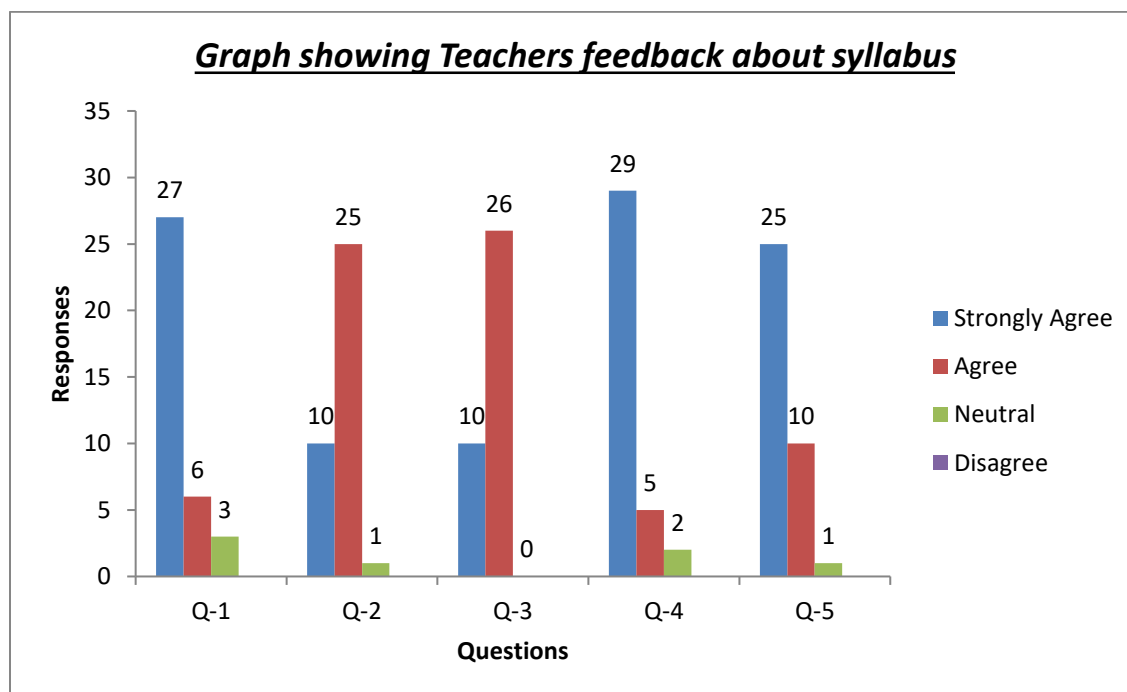
Q-1: Whether current syllabus address the local needs of the society.

Q-2: Whether it meets the applied aspects related to industry.

Q-3: Whether the curriculum is based on entrepreneurship development skill.

Q-4: Whether it promotes environmental awareness.

Q-5: Whether it improves overall personality.



## *Analysis of Employers feedback about syllabus*

Programme: UG & PG

Total Number Responses: 03

Sr. No.	Questions	Response				
		Strongly Agree	Agree	Neutral	Disagree	Total
1.	Q-1	01	01	00	01	03
2.	Q-2	01	01	01	00	03
3.	Q-3	01	02	00	00	03
4.	Q-4	01	01	01	00	03
5.	Q-5	01	01	01	00	03

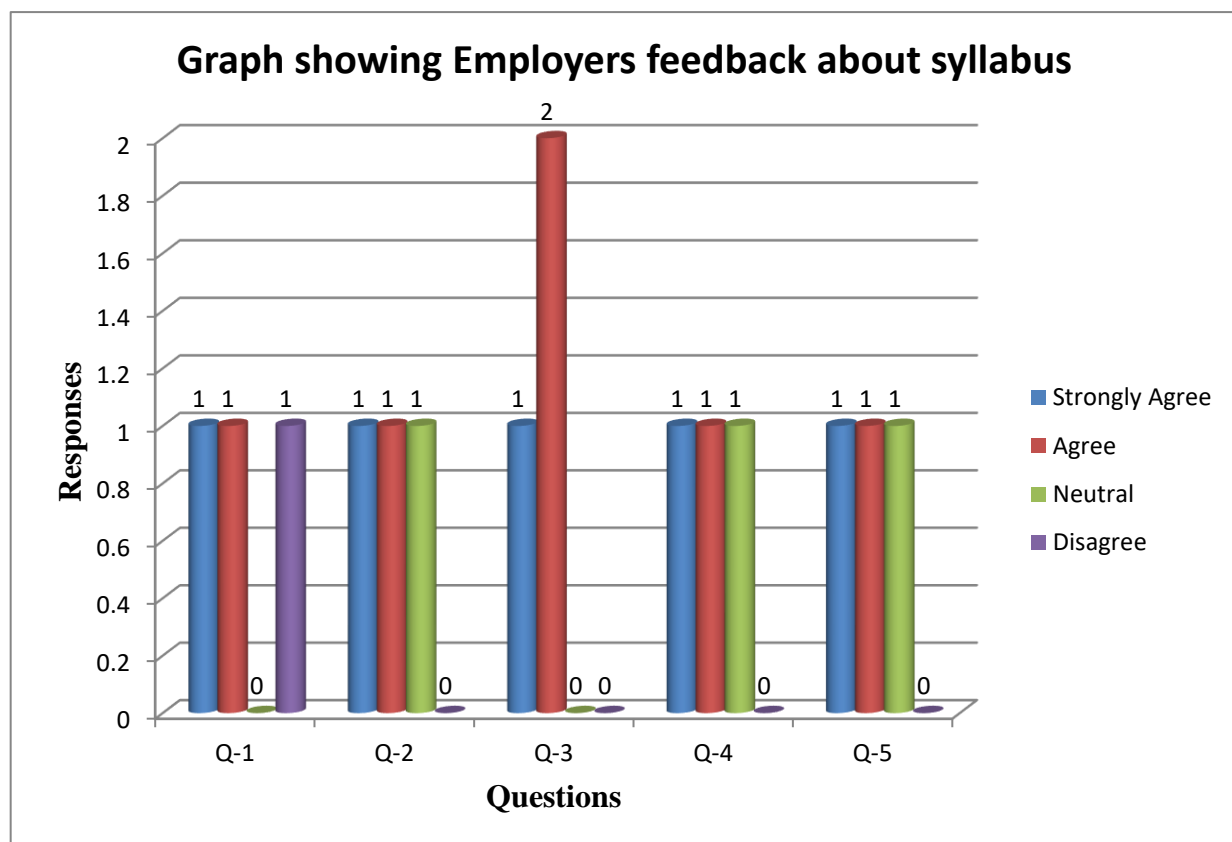
Q-1: Whether current syllabus address the local needs of the society.

Q-2: Whether it meets the applied aspects related to industry.

Q-3: Whether the curriculum is based on entrepreneurship development skill.

Q-4: Whether it promotes environmental awareness.

Q-5: Whether it improves overall personality.



## *Analysis of Students feedback about Library and campus facilities*

Programme: UG& PG

Total Number Responses: 135

Sr. No.	Questions	Response				
		Excellent	Good	Satisfactory	poor	Total
1.	Q-1	38	57	35	05	135
2.	Q-2	41	60	30	04	135
3.	Q-3	10	65	55	03	135
4.	Q-4	95	20	10	00	135
5.	Q-5	11	110	12	02	135
6.	Q-6	05	110	15	05	135
7.	Q-7	08	113	12	02	135
8.	Q-8	14	97	20	04	135
9.	Q-9	09	111	15	00	135

Q-1: Nature of Communication of library staff with student

Q-2: Availability of text books, reference books related to subjects

Q-3: Availability of Journals (related to subject, General knowledge) magazines, news papers.

Q-4: Reading hall facility.

Q-5: E-Library facility.

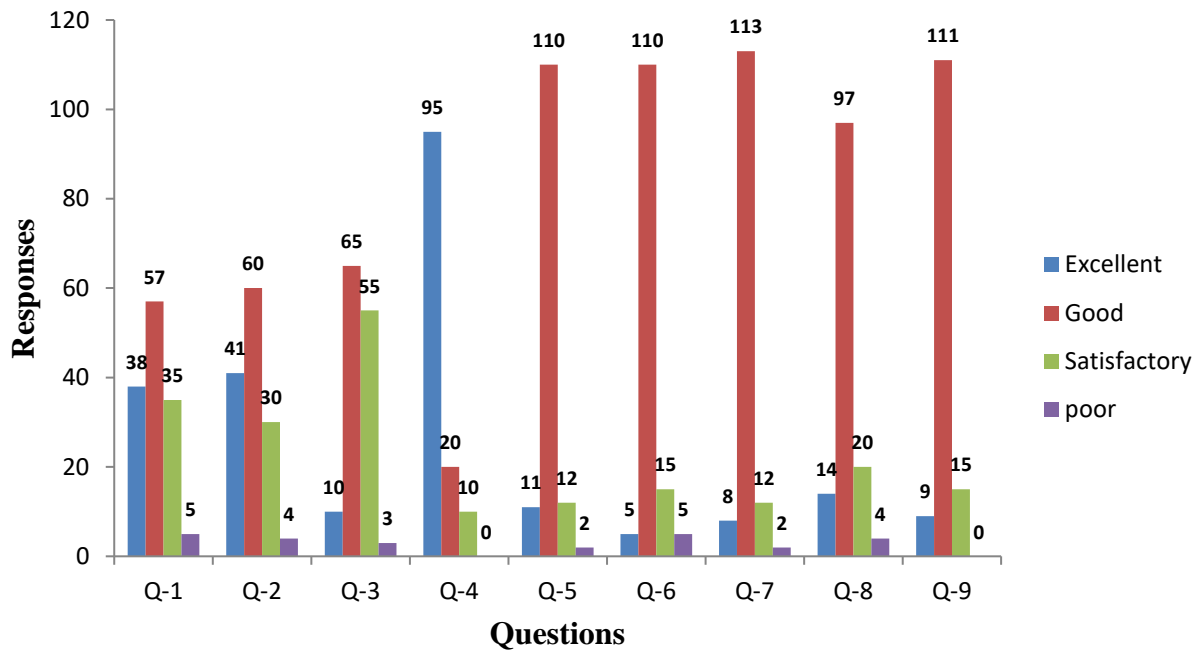
Q-6: Drinking water facility

Q-7: Campus cleanliness.

Q-8: Consumer store facility

Q-9: Canteen Facility.

**Graph showing Students feedback about Library and campus facilities**



## ***Analysis of Alumni feedback about College***

Programme: UG& PG

Total Number Responses: 130

Sr. No.	Questions	Response				
		Strongly Agree	Agree	Neutral	Disagree	Total
1.	Q-1	79	28	18	05	130
2.	Q-2	81	22	14	03	130
3.	Q-3	81	30	14	05	130
4.	Q-4	80	31	15	04	130
5.	Q-5	39	70	10	11	130
6.	Q-6	41	72	12	05	130
7.	Q-7	61	60	09	00	130
8.	Q-8	58	60	12	00	130

Q-1: I feel proud to be the student of this college.

Q-2: The learning I had in the College is useful in my career.

Q-3: The developments in the college in recent years are appreciative.

Q-4: The new courses introduced meet contemporary requirements.

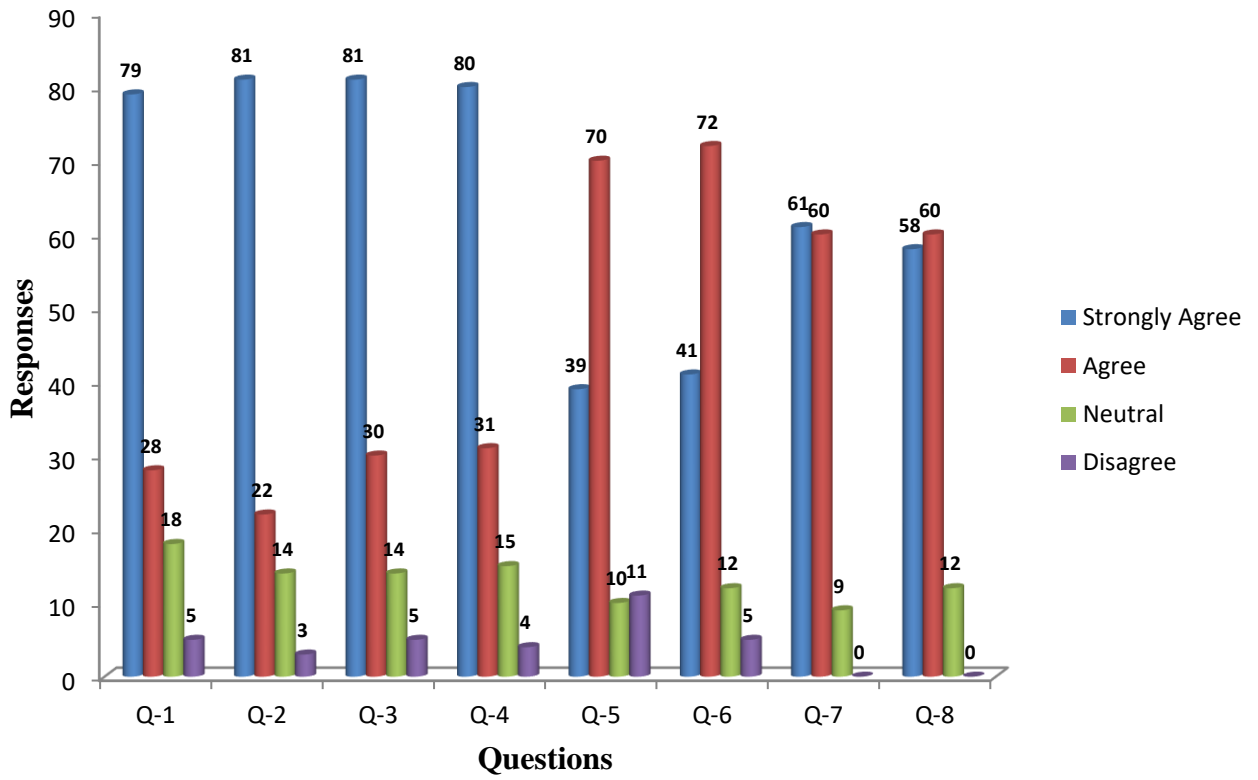
Q-5: College is involving alumni in its activities.

Q-6: The alumni have a role to play in academically strengthening the College further.

Q-7: Formation of Department wise alumni associations is a step in the right direction.

Q-8: The college administration should take initiative to efficiently enroll and strengthen the alumni association.

**Graph showing Alumni feedback about College**





## **Analysis of Alumani feedback about syllabus**

Programme: UG & PG.

Total Number Responses: 45

Sr. No.	Questions	Response				
		Strongly Agree	Agree	Neutral	Disagree	Total
1.	Q-1	25	15	05	00	45
2.	Q-2	26	17	01	01	45
3.	Q-3	32	09	04	00	45
4.	Q-4	27	12	03	02	45
5.	Q-5	24	11	05	05	45

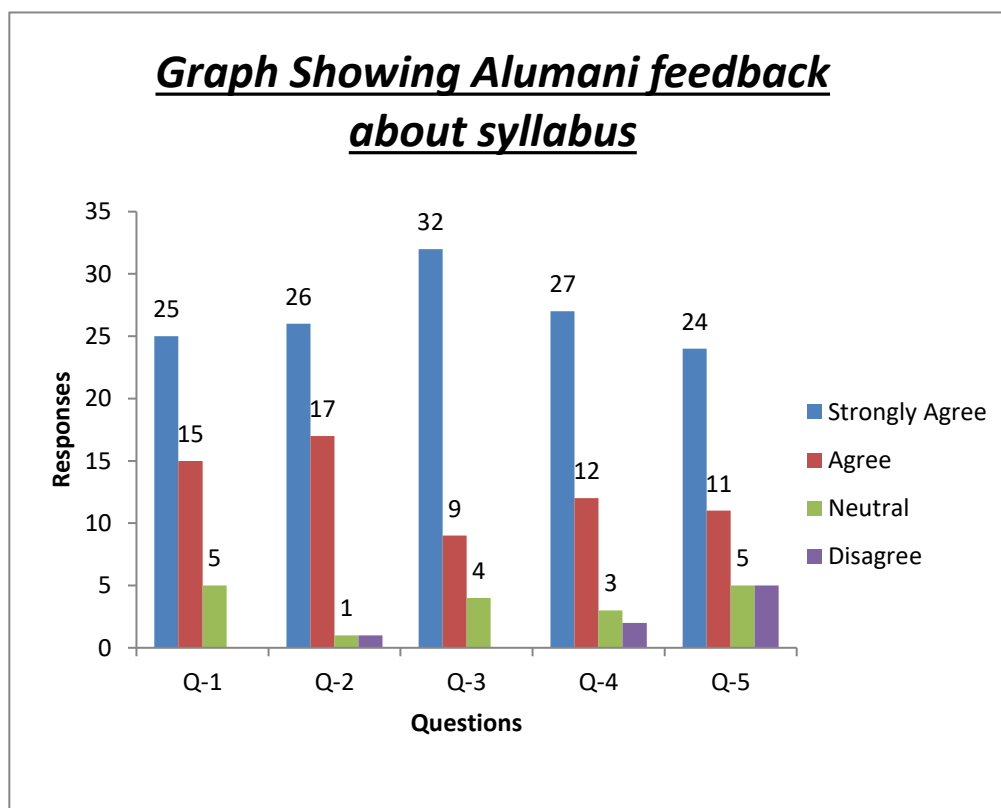
Q-1: Whether current syllabus address the local needs of the society.

Q-2: Whether it meets the applied aspects related to industry.

Q-3: Whether the curriculum is based on entrepreneurship development skill.

Q-4: Whether it promotes environmental awareness.

Q-5: Whether it improves overall personality.





			Good		2		5		2	1		
			Excellent	13	11	13	8	13	13	11	12	13
10	Dr.Shinde S.N.	5	Poor									
			Average				1					
			Good	5	5	4	1	3	3	2	1	2
			Excellent			1	3	2	2	3	4	3
11	Dr.Patil.S.S.	5	Poor									
			Average									
			Good									
			Excellent	5	5	5	5	5	5	5	5	5
12	Dr.Khan S.S.	5	Poor									
			Average									
			Good									
			Excellent	5	5	5	5	5	5	5	5	5
13	Dr.Talekar	15	Poor									
			Average			1			2	1		
			Good	2	6	2	2		1	1	2	2
			Excellent	13	9	12	13	15	12	13	13	13
14	Dr.Joshi S.N.	5	Poor									
			Average									
			Good	1	1	2	1	1	1	1	3	1
			Excellent	4	3	3	4	4	4	4	2	4
15	Dr.Sirsat P.B.	15	Poor									
			Average									
			Good	1	3	2	3	1	1	2	12	1
			Excellent	14	12	13	12	14	14	13	3	14
16	Dr.Tonde S.R.	5	Poor									
			Average	2	3	3	3	2	2	1	1	1
			Good	3	2	2	2	3	3	4	4	4
			Excellent									
17	Dr.Maheshmalkar	14	Poor									
			Average	1								
			Good	5	4	4	2	2	4	6	5	4
			Excellent	8	10	10	12	12	10	8	9	10
18	Dr.Jadhav	15	Poor									
			Average	1	2							
			Good	4	8	13	10	8	12	8	7	12
			Excellent	11	5	2	5	7	3	7	8	3
19	Dr.Gulve R.M.	15	Poor						1			
			Average			1						
			Good	10	1	4	4	2	4	8	5	6
			Excellent	5	14	10	11	13	11	7	10	9

20	Dr. Kale U.M.	5	Poor												
			Average												
			Good	2	3		3	3	3	1	1				
			Excellent	3	2	5	2	2	2	4	4	5			
21	Dr.Shinde A.V.	5	Poor	1											
			Average	1			1				1				
			Good	3	2	3	2	3	3	2	2	3			
			Excellent		3	2	1	2	2	3	2	2			
22	Dr.Jamdhade D.D.	15	Poor	1											
			Average	1			1								
			Good	4	5	4	4	6	4	5	4	5			
			Excellent	9	10	11	10	9	11	10	11	10			
23	Dr.Shete N.P	15	Poor												
			Average	1	1		3	1			2				
			Good	7	9	7	9	8	10	11	8	11			
			Excellent	7	5	8	3	6	5	4	5	4			
24	Khetri	5	Poor												
			Average												
			Good	1	1		1	1	1	1					
			Excellent	4	4	5	4	4	4	4	5	5			
25	Mane S.M.	5	Poor												
			Average												
			Good	1			1	1		2	3	1			
			Excellent	4	5	5	4	4	5	3	2	4			
26	Dr.Shaikh A.R.	15	Poor	1											
			Average	4	1	2	2	2	2	2					
			Good	7	6	4	7	5	7	3	6	4			
			Excellent	3	8	9	6	8	6	10	9	11			
27	Dr.Khandat M.S.	15	Poor												
			Average												
			Good	9	9	12	6		9	9	9	12			
			Excellent	6	6	3	9	15	6	6	6	3			
28	Dr.Nuzhat Sultana	15	Poor												
			Average	2	3										
			Good	6	6	7	8	9	5	6	7	6			
			Excellent	7	6	8	7	6	10	9	8	9			
29	Dr.Katre B.V	5	Poor												
			Average												
			Good	1	1	1	1	1	3	4	3	4			
			Excellent	4	4	4	4	4	2	1	2	1			
30	Dr.Gaike P.P	10	Poor												
			Average	1	1	1	2	1	1	1	1				

			Good	8	8	9	7	8	7	6	7	9
			Excellent	1	1		1	1	2	3	2	1
31	Dr.Gadhve	10	Poor									
			Average									
			Good	5	3	8	6	3	5	8	7	
			Excellent	5	7	2	4	7	5	2	3	10
32	Dr.Lamture	5	Poor									
			Average						1	1		1
			Good	2	2	2	3	2	2	2	3	1
			Excellent	3	3	3	2	3	2	2	2	3
33	.Dr.Machale R.G.	4	Poor									
			Average								1	
			Good	1	2	4	3		2	2	2	1
			Excellent	3	2		1	4	2	2	1	3
34	Dr.Maulage S.B.	6	Poor									
			Average					1				
			Good	1	3	2	5	3	3	4	3	
			Excellent	5	3	4	1	2	3	2	3	6
35	Dr.Gaikwad S.V.	7	Poor									
			Average									
			Good	2	2	3	2	3	3	4	6	2
			Excellent	5	5	4	5	4	4	3	1	5
36	Dr.Khetre	7	Poor									
			Average									
			Good	2	2	3	2	3	3	4	6	2
			Excellent	5	5	4	5	4	4	3	1	5
37	Dr.Shelke A.N.	10	Poor									
			Average		1							
			Good	9	8	8	4	5	6	8	7	
			Excellent	1	1	2	6	5	4	2	3	10
38	Dr.Gutte S.L.	15	Poor									
			Average									
			Good	8	5	3	3	9	3	5	8	2
			Excellent	7	10	12	12	6	12	10	7	13

Q1-Ability to bring conceptual clarity and promotion of thinking ability by teacher.

Q2-Motivation Provided.

Q3-Teachers Communication Skill.

Q4-Teacher Regularity and Punctuality.

Q5-Teacher Subject Knowledge.

Q6- Completion and Coverage of Course.

Q7-Availability of teacher in LAB.

Q8-Teachers interaction and Guidance outside the class.

Q9-Teacher overall performance.